




The Buzz

The official publication of the
Dairyland Tin Lizzies
March 2014



As soon as it warms up! 😊

RAMBLINGS FROM THE RUNNING BOARD

I don't know about you, but coming off of the coldest winter in 30 years, I'm ready for some spring thaw. The promise of summertime fun is what's keeping me going these days. As I write this, however, the snow is falling and the weather forecast is much the same as it has been for the last three months. On the positive side, this is the perfect time to assess your T's condition and plan for summer driving. Time to start that maintenance or repair project that you never seem to have time for once the warm weather keeps you occupied with a hundred other things. So what are you waiting for? Crack open that catalog and bring in the parts you need to make it happen.

Next up on our club's agenda is our Spring business meeting. We will meet once again at Aidan O'Reilly's in Allenton on Sunday April 13th at 2 pm to plan our upcoming season's activities. Please bring your tour and activities ideas so we can assemble our best calendar ever. If you've thought about putting a tour together in the past, I encourage you to make it a reality. It doesn't have to include an epic trek to one of the "wonders of the world". What our members love to do is drive their Ts. A simple afternoon drive (as Henry said) "enjoying the blessings of happy hours spent in God's open spaces" is all that's needed. In life, just like in driving a Model T, it is the journey, not the destination that counts.

This issue's excerpt from the Model T Ford Service Bulletins dovetails with one of our Tin Lizzy University topics: the front axle repair and adjustments. When re-installing that freshly serviced front axle, be sure the alignment is set properly. Thanks again to Jim Hess for allowing us to reprint from his copy of the Ford Service Bulletins.

Each of our Ts has a story. Where did it come from? Who has owned it? How did it come to you? We would like to showcase these stories in the pages of The Buzz. Jim Hess has volunteered to document the story of his T, and his will be the first to be featured. It will appear in the next issue. Won't you take a few minutes and pen a couple of paragraphs about the origin of your best "4-wheeled" friend? Submit it to our Newsletter Editor with a photo or two and we would be happy to tell your story here. Thanks and see you in April!

Take some time and take to the road. Model Ts make magic. -Pete



Become a member of the Model T Ford Club of America. Active membership includes all the privileges of the Club, including six issues of *The Vintage Ford* magazine and one voting ballot per member-family for election of the Club's Board of Directors. Annual dues are \$40 for the U.S. Lifetime memberships are available.

Direct correspondence to:
MODEL T FORD CLUB OF AMERICA
P. O. Box 126
Centerville, IN 47330-0126
Or, online at: www.MTFCA.com

Upcoming Events

April 13th



Spring Business Meeting

When: 2:00 PM
Where: Aidan O'Reilly's Pub & Grill - Allenton. WI

May 10th



Barb & Shawn Gerrits Wedding & Fun Rally

When: 1:30 PM Wedding, Fun Rally to follow
Where: Allenton, WI



May 24-26th

Destination Door tour to Door County

Is there interest in doing this again? DeWayne & Diane will lead the way.

June 14

Lizzie's 1914 100th Birthday Bash

Contact: Dennis McGill 715-490-6480, dlmcgill55@gmail.com
Facebook: Lizzie's 100th Birthday Bash
Where: Rhinelander, WI

June 15

Wing & Wheels

Where: Sheboygan County Airport (Details to follow)

July 31, Aug 1,2

Antique Automobile Club of America

Where: Oconomowoc, WI (Details to follow)

August 17th

Car Show and Vintage Baseball

When: Park opens at 10 AM, game starts at 11AM
Where: Richfield Historical Park

August 31st


Possible Flivver Fest in Waterloo

Is there interest in doing this late in the season?

OFFICERS

President: Pete Humphrey
VP: Jim Hess
Secretary: Jim Rodell Jr.

Treasurer: Duane Nicholson
Webmaster: Carol Gumbinger
Newsletter: Shelly Humphrey



Christmas Party Fun:



What a great afternoon catching up with friends. Good food, good fun and a spirited White Elephant take-away gift exchange made for a memorable Christmas party. Thanks to all who brought gifts to exchange and holiday goodies to share for dessert.

Tin Lizzy University



Gregg's mystery topic???



Rear axle shafts & differential



The right tool makes the difference!



Keith and helpers demonstrate front axle restoration.

Specialty Tools and Period Products



Thanks to Jim Sr. for sharing with us many of his collected period products.



Cherry Bars by Sarah Bruso

Heat oven to 350 Degrees

1 3/4 c	Sugar	1 tsp	Vanilla	1 c	Margarine or butter(softened)
4	Eggs	3 c	Flour	1 1/2 tsp	Baking Powder
	21 oz can				

Grease and flour 15 x 10 inch jelly roll pan. In large bowl cream sugar, vanilla and margarine until light and fluffy. Add eggs, one at a time, beating well after each egg. Spoon flour into measuring cup; level off. Gradually add flour and baking powder, blend well. Spread 2/3 of batter into pan. Spread pie filling over batter. Drop teaspoonfuls of remaining batter over pie filling. Bake at 350 for 35-45 minutes, or until toothpick inserted in center comes out clean. Cool completely.

Glaze:

1 c	Powdered Sugar	1-2 T.	Milk	1/2 tsp	Almond Extract
-----	----------------	--------	------	---------	----------------

In small bowl, blend glaze ingredients and drizzle over bars. After glaze has set, cut into 45 bars.

Alignment of Front Axle

The important points in the alignment of the front axle and wheels are shown in Figs. 245, 246 and 247. The pitch backwards (caster) shown in Fig. 245 is obtained by the offset in the perches. The camber shown in Fig. 247 is obtained by the offset in the spindle body, while the gather, Fig. 246, is obtained by adjusting the steering arm connecting rod yoke.

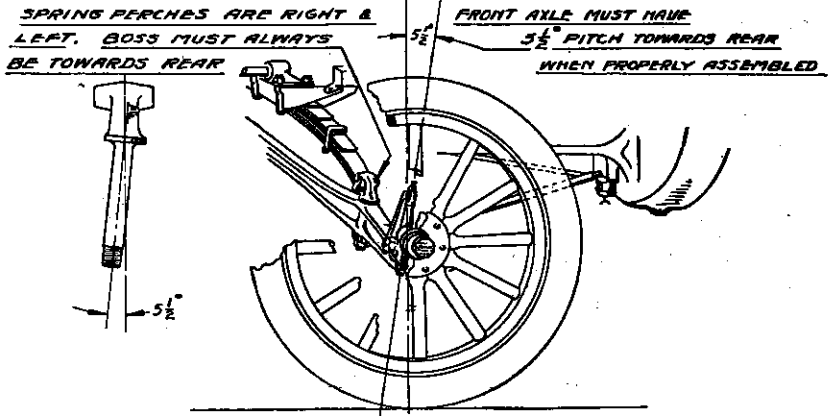
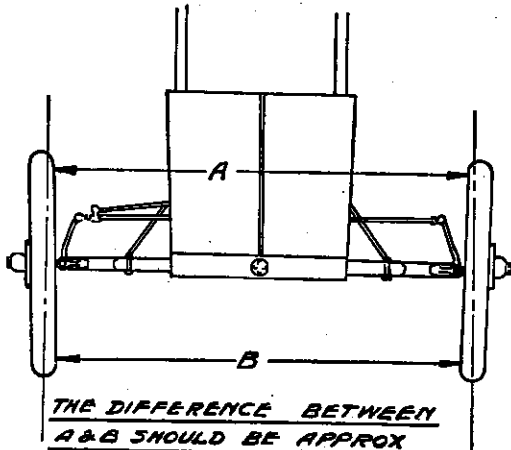
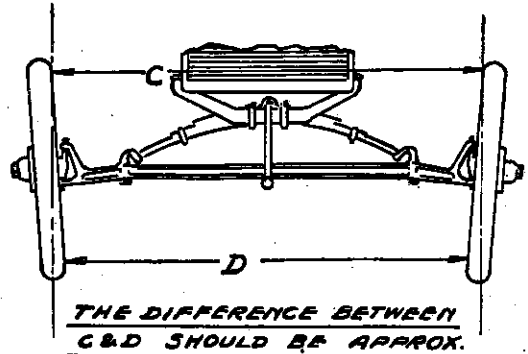


Fig. 245



THE DIFFERENCE BETWEEN A & B SHOULD BE APPROX 3/16 TO 1/4 INCH.

Fig. 246



THE DIFFERENCE BETWEEN C & D SHOULD BE APPROX. 3 INCHES

Fig. 247

"Tulite" Headlamp Bulbs

The "Tulite" headlamp bulbs, T-6572D frosted, and T-6572E clear, were designed to meet our specifications, and Ford headlamps equipped with these bulbs comply with the lighting requirements in those States and municipalities which have the most rigid laws governing automobile lighting.

Substitution of other bulbs may impair the efficiency of our lamps so that they will not meet with the approval of the authorities.

Dealers and garages should carry at all times an adequate stock of these bulbs to meet the needs of their customers.

Effective at once, the list price of both the frosted and clear "Tulite" bulbs has been reduced from 75c to 55c each.

The Ford Motor Company are exclusive distributors of "Tulite" bulbs.

Parts Price List

The July 1, 1921, edition of the Model "T" Parts Price List is now ready for distribution to Dealers and Garages.

Garages and Dealers who have not already been supplied with lists should take the matter up with the Branch immediately.

Oversize Crank Shaft Bearing Cap

In order that end play in crank shafts may be taken up, all T-3031-405AR Crank shaft rear bearing caps furnished hereafter, will be babbitted 1/32" oversize. The babbitt may be filed down to make the proper fit.

All Roads Lead to Richmond
MODEL T HOMECOMING

Join us at the Model T Museum
in Historic Richmond, Indiana for the


Show & Tell Swap & Sell

Join us at the Model T Museum on Saturday, May 17, for the second annual Show & Tell and the newly added Model T Ford Swap & Sell meet.

Remember the excitement we shared at the Centennial. We are rekindling the spirit and fun we had in Richmond during that week with a one-day Homecoming.

Plan NOW to be part of this annual event.

RAIN OR SHINE!



Model T Museum

309 N. 8th Street

Richmond, IN 47374



WWW.MTFCA.COM/HOMECOMING